



TECHNICAL DATA SHEET

**PRESTIGE II CLEAR**  
**ACL1500-2.5L/ACL1500-4**


**Description**

Prestige II Clear is an economical acrylic urethane clearcoat designed for universal use. This clear is a medium-solids clear that works well in air dry or baking applications. Excellent gloss and durability.



**Use suitable respiratory protection**

Axis recommends to use fresh air supply respirator  
Shake well before mixing



1 Prestige II Clear  
1 Act Prestige II

Activators: Fast (BCL1502-2.5L-BCL1502-4), Medium (BCL1503-2.5L-BCL1503-4), or Slow (BCL1504-2.5L-BCL1504-4)

NOTE: Prestige II Clear can be reduced with compliant urethane grade reducers up to 10%, if needed.



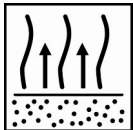
Gravity spray gun set-up:  
1.3 - 1.6 mm

Application pressure:  
8-10 PSI at HVLP

Check gun manufacturer specification



2 full wet coat



Between coats:

5 - 10 Minutes



6 - 10 Hours (air dry)

10 Minutes (Dust Free)

15-20 Minutes (baked @ 140°F)

Recommended: 2 mm DFT for UV Protection

Read complete TDS for detailed product information

MANUFACTURED FOR / FABRICADO PARA:

Axis™ - Liberty Bell Equipment Corp. 810 N. Jefferson Ave. St. Louis, MO 63106 Phone/Teléfono (888) 646-1400 www.axiscoatings.com



## TECHNICAL DATA SHEET

### PRESTIGE II CLEAR ACL1500-2.5L/ACL1500-4

#### Description

Prestige II Clear is an economical acrylic urethane clearcoat designed for universal use. This clear is a medium-solids clear that works well in air dry or baking applications. Excellent gloss and durability.

#### Product and additives


- Product:** - Prestige II Clear (ACL1500-2.5L/ACL1500-4)
- Activators:** - Fast ACT Prestige II (BCL1502-2.5L/BCL1502-4), Medium ACT Prestige II (BCL1503-2.5L/BCL1503-4), Slow ACT Prestige II (BCL1502-2.5L/BCL1502-4)

**NOTE:** Make sure product is at room temperature (72°F) before mixing.

#### Suitable Substrates

- Acrylic or polyester basecoats
- Waterborne basecoat systems
- Activated polyurethane enamel (must be cured at least 8 hours)
- Activated acrylic urethane enamel (must be cured at least 8 hours)
- Existing finishes that have been sanded and degreased. In the case of spot repairs and blending.

#### Mixing Instructions



- 1 - Prestige II Clear (ACL1500)
- 1 - Act. Prestige II

**Activators:** Fast ACT Prestige II (BCL1502-2.5L/BCL1502-4), Medium ACT Prestige II (BCL1503-2.5L/BCL1503-4), Slow ACT Prestige II (BCL1502-2.5L/BCL1502-4)

#### Application method

Apply 2 full wet coats

#### Technical Data

Color	Clear
Mix Ratio	1:1 (up to 10% Reducer Optional)
Pot Life	30 – 45 min. @ 72°F/22.2°C, 50% RH
Gun Setup (HVLP)	1.3 mm – 1.6 mm
Air Pressure	8 – 10 psi HVLP 40 – 45 psi Conventional
% Solids by Weight	41.3% (Sprayable, no reducer)
Shelf Life (Unopened)	12 months
Recommended Film Build:	2 mm DFT for UV Protection

MANUFACTURED FOR / FABRICADO PARA:



TECHNICAL DATA SHEET

**PRESTIGE II CLEAR**  
**ACL1500-2.5L/ACL1500-4**

**Spray gun and pressure**

	<b>Fluid Tip</b>	<b>Spraying Pressure</b>
Conventional	1.3mm -1.6mm	45-50 psi @ spray gun
HVLP	1.3mm -1.6mm	8-10 psi @ spray gun

**VOC / Regulatory information**

**Notice:** Do not handle until the Safety Data Sheets have been read and understood. Regulations require that all employees be trained on Safety Data Sheets for all chemicals with which they come in contact. The manufacturer recommends the use of an air- supplied respirator when exposed to vapors or spray mist.

**HEALTH & SAFETY**

**See Safety Data Sheet and labels for additional safety information and handling instructions.**

- The contents of this package may have to be blended with other components before the product can be used. Before opening the packages, be sure you understand the warning messages on the labels and SDSs of all component, since the mixture will have the hazards of all its parts.
- Improper handling and use, for example, poor spray technique, inadequate engineering controls, and or lack of Personal Protective Equipment (PPE), may result in hazardous conditions or injury.
- Follow spray equipment manufacturer's instructions to prevent personal injury or fire.
- Provide adequate ventilation for health and fire hazard control.
- Follow company, product SDS and respirator manufacturer's recommendations for selection and proper use of respiratory protection. Be sure employees are adequately trained on the safe use of respirators per company and regulatory requirements.
- Wear appropriate PPE such as eye and skin protection. In the event of injury, see first aid procedures on SDS.
- Always observe all applicable precautions and follow good safety and hygiene practice.

Revision Date: June 3<sup>rd</sup> 2019

**MANUFACTURED FOR / FABRICADO PARA:**

Axis™ - Liberty Bell Equipment Corp. 810 N. Jefferson Ave. St. Louis, MO 63106 Phone/Teléfono (888) 646-1400 www.axiscoatings.com