



TECHNICAL DATA SHEET

**MS PRO CLEAR**  
**84401/84404**

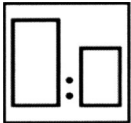
**Description**

MS PRO Clear is a National Rule V.O.C. Compliant Acrylic Urethane Clear that works well over urethane color systems. 84401/84404 has excellent leveling properties and gloss retention. This clear is an excellent economical alternative for shops where warranty is not an issue.



**Use suitable respiratory protection**

Finish Pro recommends to use fresh air supply respirator  
Shake well before mixing



4 MS PRO Clear  
1 MS PRO Activator

Activators: Fast (84454/84456), Medium (84474/84476), or Slow (84494/84496)

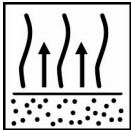


Gravity spray gun set-up:  
1.3 - 1.5 mm

Application pressure:  
50-60 PSI at the air cap  
Check gun manufacturer specification



2-3 Wet Coats



Between coats:  
5 - 12 Minutes



4-5 Minutes (Dust Free - depending on temperature and activator selection)  
5-12 Minutes (Tack Free - depending on activator speed)  
6-8 Hours (Buff Time)  
Air Dry @ 72°F  
10 Minutes (Froce Dry)  
30 Minutes (Baked @140°F)

Recommended: 2 mm DFT for UV Protection  
Read complete TDS for detailed product information

MANUFACTURED FOR / FABRICADO PARA:



TECHNICAL DATA SHEET

**MS PRO CLEAR**  
**84401/84404**

**Description**

MS PRO Clear is a National Rule V.O.C. Compliant Acrylic Urethane Clear that works well over most urethane color systems. 84401/84404 has excellent leveling properties and gloss retention. This clear is an excellent economical alternative for shops where warranty is not an issue.

**FEATURES:**

- ☞ Fast Dust Free Time
- ☞ Excellent Gloss Retention and D.O.I
- ☞ Excellent Leveling Properties
- ☞ Easy to Buff
- ☞ Competitive Pricing

**Product and additives**

- Product:** - MS PRO Clear (87001/87004)
- Activators:** - MS PRO Fast (84454/84456), MS PRO Medium (84474/84476), MS PRO Slow (84494/84496)  
\*Fast(84454/84456) = spot panel & Medium (84474/84476) = Multi-panel

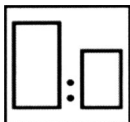
**Recommended Substrates**

- Various Basecoat Color Systems
- Polyurethane Enamel (after 8 hour dry)
- Acrylic Urethane Enamel ( After 8 hour dry)
- Gel Coat (Must be Properly Prepared)

**Suitable Substrates**

- Acrylic or polyester basecoats
- Waterborne basecoat systems
- Activated polyurethane enamel (must be cured at least 8 hours)
- Activated acrylic urethane enamel (must be cured at least 8 hours)
- Existing finishes that have been sanded and degreased. In the case of spot repairs and blending.

**Mixing Instructions**



- 4 - MS PRO Clear (84401/84404)
- 1 - MS PRO Activator

**Activators:** MS PRO Fast (84454/84456), MS PRO Medium (84474/84476), or MS PRO Slow (84494/84496)

**Technical Data**

Color	Clear
Pot Life:	3 hours @ 72 F
Mix Ratio:	4:1
Recommended Film Build:	2 mm DFT for UV Protection
V.O.C w / 3201 Activator	3.844 lbs/gal (460.613 g/l) Ready To Spray
V.O.C w / 3202 Activator	3.874 lbs/gal (464.207 g/l) Ready To Spray

**MANUFACTURED FOR / FABRICADO PARA:**



TECHNICAL DATA SHEET

**MS PRO CLEAR**  
84401/84404

**Spray gun and pressure**

	Fluid Tip	Spraying Pressure
	1.3mm -1.5mm	50-60 psi @ gun

**Application Instructions**

1. Apply basecoat color per recommended procedures Note: Allow polyurethane and acrylic enamel basecoat to dry at least 8 hours before applying clear.
2. Mix MS PRO Clear with appropriate activator per above instructions and shop conditions.
3. Apply 2-3 wet coats of using 50-60 P.S.I. at the gun for a conventional spray gun. Use mfr. Recommended pressure and 1.3 – 1.5 mm fluid tip and cap with HVLP.
4. Allow 5-12 minutes flash between coats.
5. Dry times: Dust Free 4-5 minutes depending on temperature and activator selection. Tack Free 5-12 minutes depending on activator speed. Buff Time 6-8 hours air dry @ 72 F Force Dry 10 minute flash; bake 30 minutes at 140 F
6. Pot Life: 3 hours @ 72 F

**Application method**

Apply 2-3 wet coats

**Flash times**

Flash Time between coats: 5 - 12 minutes

**Buffability**

MS PRO Clear can be wet sanded and buffed within 6-8 hours when kept at 72 F. It is very easy to buff however, it is designed to gain hardness after 72 hours and will become more difficult to buff.

**Cleaning of equipment**

Use good quality lacquer thinner or urethane reducer to thoroughly clean all equipment.  
Do not leave activated clear in gun longer than 3 hours.

**VOC / Regulatory information**

**Notice:** Do not handle until the Safety Data Sheets have been read and understood. Regulations require that all employees be trained on Safety Data Sheets for all chemicals with which they come in contact. The manufacturer recommends the use of an air- supplied respirator when exposed to vapors or spray mist.

**HEALTH & SAFETY**

See Safety Data Sheet and labels for additional safety information and handling instructions.

- The contents of this package may have to be blended with other components before the product can be used. Before opening the packages, be sure you understand the warning messages on the labels and SDSs of all component, since the mixture will have the hazards of all its parts.
- Improper handling and use, for example, poor spray technique, inadequate engineering controls, and or lack of Personal Protective Equipment (PPE), may result in hazardous conditions or injury.
- Follow spray equipment manufacturer's instructions to prevent personal injury or fire.
- Provide adequate ventilation for health and fire hazard control.
- Follow company, product SDS and respirator manufacturer's recommendations for selection and proper use of respiratory protection. Be sure employees are adequately trained on the safe use of respirators per company and regulatory requirements.
- Wear appropriate PPE such as eye and skin protection. In the event of injury, see first aid procedures on SDS.
- Always observe all applicable precautions and follow good safety and hygiene practice.

Revision Date: June 3<sup>rd</sup> 2019

**MANUFACTURED FOR / FABRICADO PARA:**

Finish Pro™ - Liberty Bell Equipment Corp. 810 N. Jefferson Ave. St. Louis, MO 63106 Phone/Teléfono (888) 646-1400 www.finish-pro.com